470 Beauty Spot Rd. E
Bennettsville, SC 29512

SUBMITTAL SHEET
FDI SERIES

FLOOR DROP-IN HEATERS

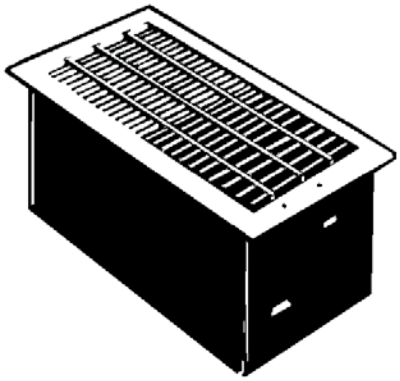

CAPACITIES
562, 750, 1125 or 1500 WATTS 120, 208 or 240V 1Ø ONLY

See Selection Chart for all Options

JOB NAME: _____

LOCATION: _____

ARCHITECT: _____

ENGINEER: _____

CONTRACTOR: _____

SUBMITTED BY: _____ DATE: _____

TAG/ITEM	QTY.	CATALOG NUMBER	HEATER			AMPS	BUILT-IN CONTROLS
			KW	VOLTS	Ø		

ACCESSORIES AND CONTROLS	TAG/ITEM	QTY.	CATALOG NUMBER	DESCRIPTION

SUBMITTED BY:	DATE

APPROVED BY:	DATE

FDI SERIES

ARCHITECT'S AND ENGINEER'S SPECIFICATIONS*

Furnish and install, where indicated on plans, FDI electric fan-forced air heater, suitable for installing in the floor as manufactured by QMark®, a Marley Engineered Products® Brand, Bennettsville, SC. Heaters shall be cETLus Listed

ENCLOSURE: The heater shall be fabricated of 20-gauge cold rolled steel, completely welded, then finished in a polyester powder paint coating. The louvered grille and grille frame shall be finished in charcoal color with a corrosive resistant polyester powder paint coating.

HEATING ELEMENT: The heating element shall be nonglowing design consisting of a special 80/20 NiChrome resistance wire enclosed in a steel sheath to which steel fins are brazed.

WIRING COMPARTMENT: The heater housing shall contain an enclosed wiring compartment to isolate all live electrical parts from the remainder of the heater. An integral disconnect plug will allow the heater to be removed from the housing without disturbing the wiring compartment and to permit easy installation.

GENERAL: The heater shall be triple rated to operate at 120, 208 or 240 VAC, and have quick-connects on the wiring leads to permit easy field modification to any of six wattage/voltage combinations.

MOTOR AND CONTROLS: The fan motor shall be impedance protected and permanently lubricated. An optional single-pole thermostat accessory shall be specified where the unit will not utilize wall thermostat. The over temperature protector shall be bi-metallic, snap-action type designed to shut off heater in the event of overheating. A thermal fuse shall provide secondary thermal cut-out for added safety.

****Limitations**: Do not install in bathrooms or other areas where water may enter heater unit. Do not locate where air flow may be obstructed (under drapes, behind doors, etc.). Keep short side 36" min. and long side at least 3" from side walls. Do not install in ceiling or wall.

**QMark reserves the right to change specifications without prior notice.*

Models & Specifications:

ITEM INFORMATION		ELECTRICAL DATA				
CATALOG NO.	UPC	CFM	VOLTS	WATTS	AMPS	SHIP WT.
FDI1500	685360026268	80	120	1500/750	12.5/6.3	10 lbs
FDI1504	685360026282	80	240	1500/750	6.3/3.1	10 lbs
		80	208	1125/562	5.4/2.7	

NOTE: 60 Hz single-phase. Do not install in bathroom or other areas where water may enter heater unit. Do not locate where air flow may be obstructed (under drapes, behind doors, etc.). Keep short side 36 in. min. and long side 3 in. min. from side walls. Do not install in ceiling or wall.

Optional Accessories:

CATALOG NO.	UPC	DESCRIPTION	SHIP WT.
FDITSP	685360026190	120-240V Thermostat Kit	1

Dimensions and Clearances:

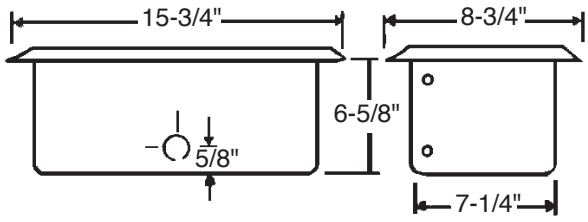

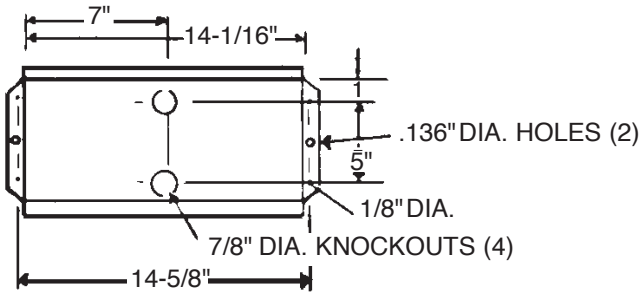

No matter the industry or application, Marley Engineered Products has a robust portfolio of innovative, reliable, high-performance comfort heating and ventilation solutions for all your heating needs.

For more information or assistance on your next project, contact Technical Services at 800-642-4328

Scan the QR code to access additional specs and features

Approvals: _____ _____ _____