Marley® Engineered Products

MEP-RC-RG

Roof Clip Kit

Installation, Operation & Maintenance Instructions

Tools Required:
Screw Driver

Kit Contents:
25 Roof Clips



IMPORTANT INSTRUCTIONS

1	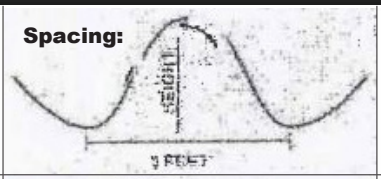	Height: Heater should extent high enough up the roof to extend over the heated part of the building
2		Use weatherproof caulk under clip and screw head.
3		Form drip loop at roof edge, using two roof clips as shown.
4	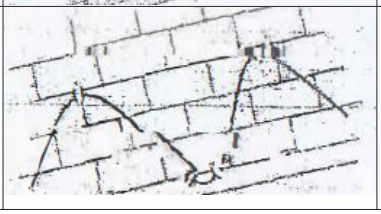	

SAVE THESE INSTRUCTIONS