CP SERIES
Radiant Ceiling Panel





Technical Specifications:

Dimensions: 2′x2′ 2′x4′ and Custom Sizing Available

Ideal Spaces:

Living/Family Room
Offices & Retail Spaces
Hallways & Lobbies
Conference Rooms
Locker Rooms & Bathrooms
Laboratories
Yoga Studios
Bedrooms & Basements

White

Custom Colors and Silkscreens Available

- Provides clean, gentle, quiet heat,
- Efficient heat solution to heat people and objects — not surrounding air
- Three mounting options fit nearly any ceiling space and keep your floors and walls free of clutter
- Energy Saving — Increases HVAC efficiency and longevity using this spot heat solution
- No moving parts for low maintenance, peace of mind operation
- Full line of custom panels available upon request (see specifications on next page)
- Encapsulated casted element assures uniform temperatures across surface and unit longevity
- All panels come standard with combination Earthquake/ T-bar grip clips
- Hanging Clips provide holes for support chains, or can be folded over T-Bar to reduce lateral movement
- Constructed of fire retardant materials; no fire or hazardous rating

c UL us

1 YEAR WARRANTY ELEMENT

1 YEAR WARRANTY WORKMANSHIP

QMARK A Marley Engineered Products Brand

CP SERIES
Radiant Ceiling Panel

Models & Specifications:

	ITEM INFORMATION		ELECTRICAL DATA				DIMENSIONAL DATA	
	CATALOG NO.	UPC	VOLTS	WATTS	BTU/HR.	AMPS	SIZE	SHIP WT.
◆	CP371F	685360168821	120	375	1280	3.1	2′ x 2′	15 lbs
◆	CP378F	685360168838	208	375	1280	1.8	2′ x 2′	15 lbs
◆	CP372F	685360168845	240	375	1280	1.6	2′ x 2′	15 lbs
◆	CP501F	685360168869	120	500	1706	4.2	2′ x 4′	28 lbs
◆	CP508F	685360168876	208	500	1706	2.4	2′ x 4′	28 lbs
◆	CP502F	685360168883	240	500	1706	2.1	2′ x 4′	28 lbs
◆	CP621F	685360168913	120	625	2133	5.2	2′ x 4′	28 lbs
◆	CP628F	685360168920	208	625	2133	3.0	2′ x 4′	28 lbs
◆	CP622F	685360168937	240	625	2133	2.6	2′ x 4′	28 lbs
◆	CP751F	685360168968	120	750	2559	6.3	2′ x 4′	28 lbs
◆	CP758F	685360168975	208	750	2559	3.6	2′ x 4′	28 lbs
◆	CP752F	685360168982	240	750	2559	3.1	2′ x 4′	28 lbs
●	CP251F	685360168739	120	250	853	2.1	2′ x 2′	15 lbs
●	CP258F	685360168746	208	250	853	1.2	2′ x 2′	15 lbs
●	CP252F	685360168753	240	250	853	1.0	2′ x 2′	15 lbs
●	CP257F	685360168760	277	250	853	0.9	2′ x 2′	15 lbs
●	CP311F	685360168784	120	310	1058	2.6	2′ x 2′	15 lbs
●	CP318F	685360168791	208	310	1058	1.5	2′ x 2′	15 lbs
●	CP312F	685360169019	240	310	1058	1.3	2′ x 2′	15 lbs
●	CP317F	685360168807	277	310	1058	1.1	2′ x 2′	15 lbs
●	CP377F	685360169026	277	375	1280	1.4	2′ x 2′	15 lbs
●	CP507F	685360168890	277	500	1706	1.8	2′ x 4′	28 lbs
●	CP627F	685360168944	277	625	2133	2.3	2′ x 4′	28 lbs
●	CP757F	685360168999	277	750	2559	2.7	2′ x 4′	28 lbs
●	CP253F	685360168777	347	250	853	0.7	2′ x 2′	15 lbs
●	CP313F	685360168814	347	310	1058	0.9	2′ x 2′	15 lbs
●	CP373F	685360168852	347	375	1280	1.1	2′ x 2′	15 lbs
●	CP503F	685360168906	347	500	1706	1.4	2′ x 4′	28 lbs
●	CP623F	685360168951	347	625	2133	1.8	2′ x 4′	28 lbs
●	CP753F	685360169002	347	750	2559	2.1	2′ x 4′	28 lbs

SKU Legend: ◆ **= Popular Products** ● **= Extended Offering** (Contact your local Marley Sales Representative for typically associated lead times)

NOTE: When ordering panels with custom features, the catalog number will change. Please see next page for more information on made to order custom products.

Optional Mounting Accessories:

CATALOG NO.	UPC	DESCRIPTION
QSF2424	685360065267	Surface Mounting Frame for 24" x 24" Panels
QSF2448	685360065274	Surface Mounting Frame for 24" x 48" Panels
QRF2424	685360065090	Recess Mounting Frame for 24" x 24" Panels
QRF2448	685360065106	Recess Mounting Frame for 24" x 48" Panels

NOTE: Heating panels do not have a fire or hazardous rating, but construction is of fire retardant materials. Panels normally are treated like light fixtures. If necessary, acoustical tile can be placed on top of the panels.

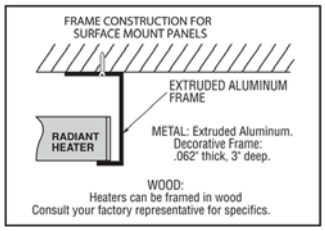

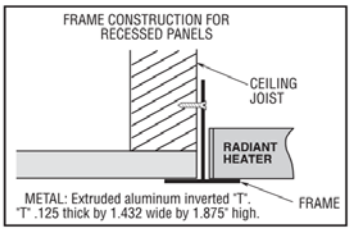

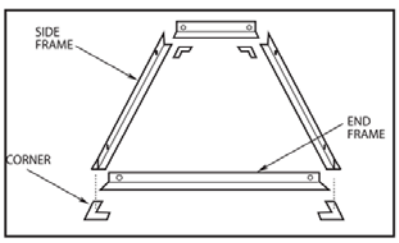

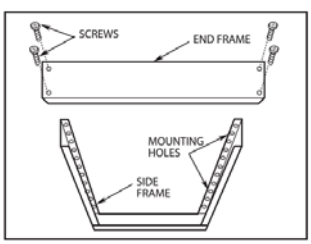

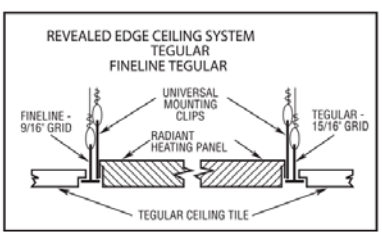

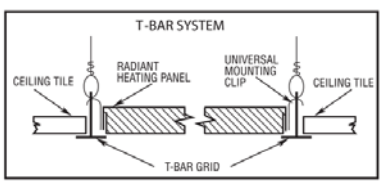

NOTE: Heating panels do not have a fire or hazardous rating, but construction is of fire retardant materials. Panels normally are treated like light fixtures. If necessary, acoustical tile can be placed on top of the panels.

CP SERIES
Radiant Ceiling Panel

Scan the QR code to access additional specs and features

Made-To-Order Models & Specifications:

ITEM INFORMATION			WATTS PER PANEL—NOMINAL PANEL LENGTH						
	PANEL WIDTH	WATT DENSITY	24–35 (IN)	36–47 (IN)	48–59 (IN)	60–71 (IN)	72–83 (IN)	84–95 (IN)	96 (IN)
■	10–13"	High	155	235	315	390^	—	—	—
■		Med	130	195	260	325^	—	—	—
■		Low	105	155	210	260^	—	-	—
■	14–17"	High	235	350	470	585^	—	—	—
■		Med	195	295	390	490^	—	—	—
■		Low	155	235	315	390^	—	—	—
■	18–21"	High	315	470	625	780	940^^	—	—
■		Med	260	390	520	650	780^^	—	—
■		Low	210	315	415	520	625^^	—	—
■	22–28"	High	375	565	750	940	1125	1315	1500
■		Med	310	470	625	785	940	1095	1250
■		Low	250	375	500	625	750	875	1000

SKU Legend: ■ = Made to Order (Contact your local Marley Sales Representative for typically associated lead times)

HOW TO ORDER

The catalog number for custom panels begins with the QT prefix followed:

- Watt Density (H, M, L)
- Panel Width
- Panel Length
- Voltage (1=120V; 8=208V; 2=240V; 7=277V; 3=347V)

For example, a 13 x 36 in. 240V unit with a high watt density would be QTH13362.

When ordering, please specify panel size as exact or nominal (nominal panels may be up to 7⁄16 in. smaller than stated size).
^ maximum panel length = 60 in.
^^ maximum panel length = 72 in.

Catalog No. for surface mounting frames (QSF) and recess mounting frames (QRF) begin with their respective prefix followed by width and length of panel.

Optional Made-To-Order Accessories:

CUSTOM PANEL OPTIONS	DESCRIPTION
Silkscreen	To Provide An Architectural Blend With Leading Ceiling Tile, 2x5 ft. Max. There is a Panel Charge Each Time. If Manufacturer Does Not Have A Tile Pattern Screen There Is An Additional One-Time Charge. See Pricebook.
Custom Paint	Solid Color Custom Painted Panel — To Provide An Accent Strip
Tegular or Fineline Tegular	Tegular — Reveal Edge Detail — (For 15⁄16 in. Grid) Construction Fineline Tegular — Reveal Edge Detail — (For 9⁄16 in. Grid)
Extra-length Greenfield Flex (½" x 48" Standard)	Custom Flexlength ½ x 60 in. / 72 / 84 / 96 / 108 / 120 in.
Sealtite Conduit	Custom Flexlength ½ x 60 in. / 72 / 84 / 96 / 108 / 120 in.
Silicone Seal	Seams Sealed For Added Moisture Protection. For Use In Shower Rooms And Above Pool Windows
Stainless Steel Construction	Stainless Steel — 22-Gauge Front Panel, 24-Gauge Back Panel. Includes ½ x 48 in. Sealtite Flex And Silicone Seal
Heavy Duty Construction	16-Gauge Galvanized Or Aluminized Steel Front Panel
	18-Gauge Galvanized Or Aluminized Steel Back Panel
Filler Panels	Finished To Match Standard, Silkscreen Or Custom Painted Panel. Does Not Contain An Element Or Flex Conduit. Standard Construction: Front Only. Tegular / Fineline Tegular: Front And Back Only
Power Relay	24, 120, 208, 240, 277 VAC

NOTE: Custom products are made to order and non-returnable.

Additional Made-to-Order Features

Tegular (revealed edge)
Tegular systems may utilize a standard grid with a 15⁄16 in. cross-T or a "fine line" grid with a 9⁄16 in. cross-T. The acoustical title is notched to hang below the grid creating the revealed edge. Tegular panels are built with a support angle on all four sides to allow the panel front to drop flush with the finished ceiling. Tegular and Fine line Tegular panels are supplied standard with universal mounting clips installed for support chain.

Silkscreen
Radiant heating panels can be silk screened to provide an architectural blend with leading acoustical tiles. For T-bar, concealed spline and Tegular ceiling systems.

Custom Colors
Radiant heating panels can be painted any color desired with high temperature acrylic paints without affecting panel performance. Radiant energy is emitted from heating panels in the 8–10 micron wavelength range. One of the principal characteristics of the wavelength is that it is not color selective as are shorter wavelengths. Consequently, the surface color of the panel is unimportant to heating efficiency and can be considered solely in the light of aesthetics.

Panel Fronts for Continuous Ceiling Line
To provide a continuous ceiling line around the perimeter of a building, the factory can provide panel fronts to be interspersed between the functioning heating panels.

Controls
Power Relay—factory prewired to heaters. 30 amps single-pole with 24V, 120V, 208/240V or 277V holding coil voltages.

Longer Flexible Conduit
Panels will replace the standard 48 in. greenfield with up to 11 ft. of ½ in. flexible conduit.

Stainless Steel Construction
Special stainless steel panels are available for chlorine storage areas. Panels will be equipped with seal tight connectors and silicone sealed. If orders call for stainless steel construction the panels will be painted unless specified different. Three different finishes available; mill, mirror and brushed.

Factory Silicone-Sealed Panels
Exterior moisture and condensation do not affect heating panel performance, but water inside the unit can cause the panel to fail. Panels being used in locker rooms and swimming pool areas should be totally sealed with silicone at the factory before shipment, if there is a chance of moisture above the ceiling, then seal tight conduit and seal tight connectors also should be used.

Seal-Tight Flexible Conduit & Connectors
Radiant ceiling panels come with ½ in. greenfield flexible conduit and straight connectors. Seal-tight connectors and conduit can be substituted at the factor if panels are to be used in high moisture areas or if required by local electrical codes.

Heavier Duty Panels
For special installation the factory can use heavier gauge steel in the construction of the panels.

Modular Wiring Systems
For specific jobs, the factor can substitute modular connector for the straight connectors and pig tails that are standard equipment.

NOTE: Heating panels do not have a fire or hazardous rating, but construction is of fire retardant materials. Panels normally are treated like light fixtures. If necessary, acoustical tile can be placed on top of the panels.