BERKO®
A Marley Engineered Products Brand
470 Beauty Spot Rd. E
Bennettsville, SC 29512

SUBMITTAL SHEET
THX™ SERIES
UL LISTED
IN-FLOOR PERIMETER
CONVECTION HEATER

See Selection Chart for Options



c UL US

Conforms to ANSI/UL2021 &
CSA C22.2, NO. 46

THX™ SERIES – DECORATIVE PEDESTAL STEEL CONVECTOR

JOB NAME: _____

LOCATION: _____

ARCHITECT: _____

ENGINEER: _____

CONTRACTOR: _____

SUBMITTED BY: _____ DATE: _____

TAG/ITEM	QTY.	CATALOG NUMBER	HEATER			AMPS	BUILT-IN CONTROL	GRILLE TYPE	GRILLE FINISH
			KW	VOLTS	Ø				

ACCESSORIES AND CONTROLS	TAG/ITEM	QTY.	CATALOG NUMBER	DESCRIPTION

SUBMITTED BY:	DATE

APPROVED BY:	DATE

ARCHITECT'S AND ENGINEER'S SPECIFICATIONS*

Furnish and install, where indicated on plans, THX Series convector type heaters, suitable for continuous operation, as manufactured by Berko®, A Division of Marley Engineered Products®, Bennettsville, SC.

CABINET/GRILLES Shall be 16-gauge (.060" min.) galvanneal steel enclosure, with a heavy-duty gauge, extruded, architectural aluminum bar grilles. The unit shall have the capacity to hold over two times the allowed UL listing weight. Each grille bar shall be of concave design. The grilles shall be either flush mount or surface mount, and come in multiple color/finish options.

SIZE Heaters shall be of zero vertical profile, with the entire enclosure recessed in the floor (6⅛" x 7⅞") and available in standard lengths from 2–5 feet, with modular lengths above 5 feet.

HEATING LENGTHS, VOLTAGES, WATTAGE Heater lengths, voltages and wattage capacities shall be as indicated on the plans.

FINISH The grille shall be finished with polyester powder paint or anodized phosphate coating to resist corrosion.

WATER AND DEBRIS MANAGEMENT Heater shall include gaskets/seals for all control compartments in order to deter the entrants of water and debris. Each unit shall include a debris catch screen just below the grille, that will impede debris from falling inside of the unit and onto the elements.

HEATING ELEMENTS The nickel-chromium heating element wire shall be encased in a magnesium phosphate material inside a steel sheath for maximum, trouble-free element life. Aluminum fins shall be pressure bonded to the steel sheath. Elements shall be centered anchored and shall float freely at each end through high-temperature Noryl bushings. Stainless steel elements with aluminum fins shall also be available.

WIRING, ELECTRICAL, SAFETY Units shall be UL listed with gasketed junction boxes, end-to-end wire way, and multiple knockout locations for field wiring entry on either end or bottom. Heaters shall contain a dual safety limit chain standard, with both manual and automatic reset. All optional factory, build-in controls will be included in every unit, with no separate control sections needed unless otherwise indicated on the plans.

MOUNTING Heaters are listed for three mounting options, out of the box: frame mounted, concrete pour, direct on slab with legs. The heater shall come standard with 4 adjustable leveling legs, and configurable with mounting legs for additional securing points.

OPTIONAL BUILT-IN CONTROLS Power on/off switch, power relay, low-voltage control relays, and, singly or in combination, may be specified for factory installation in heaters. All optional factory build-in controls, and manual reset, are accessible via removal of the junction box covers.

**Berko reserves the right to change specifications without prior notice.*

Approvals: _____ _____ _____

THX™ SERIES

Models & Specifications:

MODEL	LENGTH	WATTS PER FT*	TOTAL WATTS	AMPERAGE			# OF ELEMENTS	SHIP WEIGHT LBS.
				208 VAC	240 VAC	277 VAC		
THXB 02188	2′	188	376 (1282)	1.8	1.6	1.4	1	30
THXB 02250		250	500 (1705)	2.4	2.1	1.8		
THXB 03188	3′	188	564 (1923)	2.7	2.4	2.0		40
THXB 03250		250	750 (2558)	3.6	3.1	2.7		
THXB 04188	4′	188	752 (2564)	3.6	3.1	2.7		52
THXB 04250		250	1000 (3410)	4.8	4.2	3.6		
THXB 05188	5′	188	940 (3205)	4.5	3.9	3.4		60
THXB 05250		250	1250 (4263)	6.0	5.2	4.5		

(Contact your local Marley Sales Representative for typically associated lead times)
For all sizes above 5′, the units can be modularized together. Reference instruction manual for additional detail. For additional output contact Marley's Technical Services.

Optional Accessories:

ACCESSORY	DESCRIPTION
Blank Sections	12″, 18″, 2′, 3′, 4′, 5′
Corner Sections	90° (without grille)

Optional Built-In Controls:

SUFFIX*	OPTIONAL BUILT-IN CONTROL	USE CASE(S)	RATINGS & DESCRIPTION
DS	Power On/ Off Switch	Ideal for servicing	Double-pole, rated 20 amp @ 120-277 VAC. (See Note A) For three-phase heaters and single-phase heaters over 20 amps specify two.
TR	Transformer "Relay	Ideal for remote, low voltage thermostats	Single-pole, low voltage relay with built-in transformer (24 VAC control), rated 22 amps @ 120–240 VAC and 22 amps @ 277 VAC. (See note E) 17 amps @ 347V. Not available on three-phase heaters.
PR	Power Relay	Ideal for multiple heater connections or BMS / EMS connections	Single-pole thermal time delay relay, rated 25 amps @ 120–600 VAC. (See Notes E & F). Specify control voltage.

*Addition To Basic Catalog No. (See Note D) NOTE: Reference the submittal sheet or additional detail

FLUSH GRILLE DIMENSIONS

Size	2 ft.	3 ft.	4 ft.	5 ft.
Length	24⅛″ (613mm)	36 ⅛″ (918mm)	48 ⅛″ (1,223mm)	60 ⅛″ (1,528mm)
Grille Width	7 ⅞″ (200mm)			
Cabinet Width	6 ⅛″ (156mm)			
Depth	6 ⅛″ (156mm)			
A – Diameter (Nested)	½″ (¾″)			
B – Diameter	½″			
Leveling Leg Adjustment	1–2″ (26–52mm)			

SURFACE GRILLE DIMENSIONS

Size	2 ft.	3 ft.	4 ft.	5 ft.
Length	26 ⅛″ (664mm)	38 ⅛″ (969mm)	50 ⅛″ (1,273mm)	62 ⅛″ (1,578mm)
Grille Width	9 ⅞″ (251mm)			
Cabinet Width	6 ⅛″ (156mm)			
Depth	6 ⅛″ (156mm)			
A – Diameter (Nested)	½″ (¾″)			
B – Diameter	½″			
Leveling Leg Adjustment	1–2″ (26–52mm)			

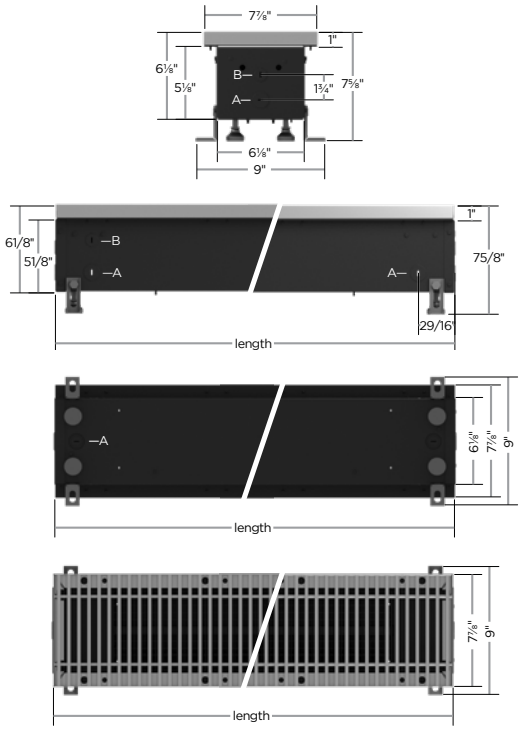

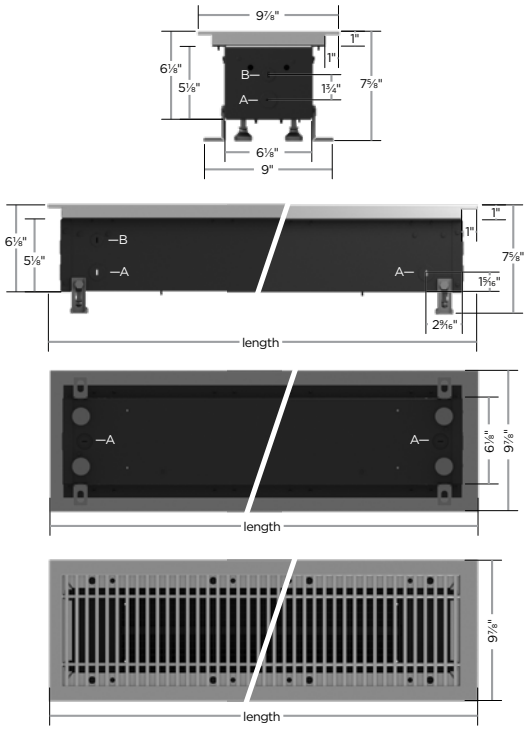

Approvals: _____ _____ _____

THX™ SERIES

How to Order

Example:

THX	B	02	250	FF	A	27	1	S	L	L	0	0	0	0	0	0	0

Model: **THX**

Brand: **B**= Berko

Nominal Heater Length (ft):
02 = 2 ft, **03** = 3 ft,
04 = 4 ft, **05** = 5 ft

Watts: **188** = 188 w/ft., **250** = 250 w/ft.

Grille Type: **FF** = Flush Fixed,
SF = Surface Fixed

Grille Finish: **A** = Aluminum, **W** = White, **B** = Black

Voltage: **20** = 208V, **24** = 240V, **27** = 277V

Number of Phases: **1** = Single Phase

Layout: **S** = Standard

Mounting Kits: **L** = Leveling Legs, **B** = Both: Leveling & Mounting Legs

Control Location: **L** = Left

Thermostat: **0** = None: Requires Remote Thermostat

Power On/Off: **0** = None, **D** = (1) Two-Pole Switch

Power Relay*: **0** = None, **L** = Line Voltage Coil (same as heater voltage), **1** = 120VAC holding Coil, **2** = 24VAC holding Coil

Transformer Relay: **0** = None, **X** = Transformer Relay**

Stainless Steel:
0 = None,
S = Stainless Steel Elements

Custom: **0** = Standard

*Power relay requires external voltage

**Provides 24VAC power for external wall thermostat.

No matter the industry or application, Marley Engineered Products has a robust portfolio of innovative, reliable, high-performance comfort heating and ventilation solutions for all your heating needs.

For more information or assistance on your next project, contact Technical Services at 800-642-4328

Scan the QR code to access additional specs and features

Approvals: _____ _____ _____