Marley Industrial Products

PROJECT	**ENGINEER**	**SUBMITTED BY**
DATE	**ARCHITECT**	**NOTES:**
SHEET **OF**	**CONTRACTOR**	**NOTES:**

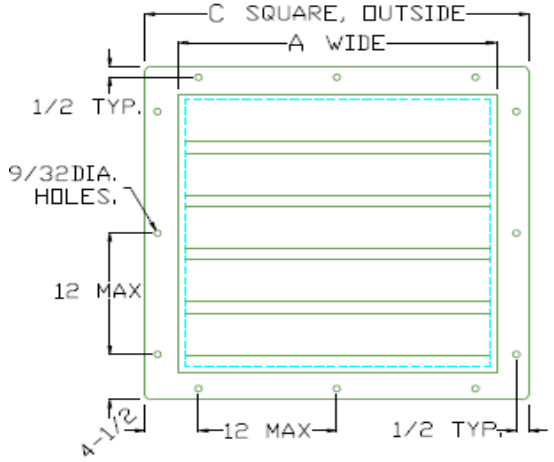

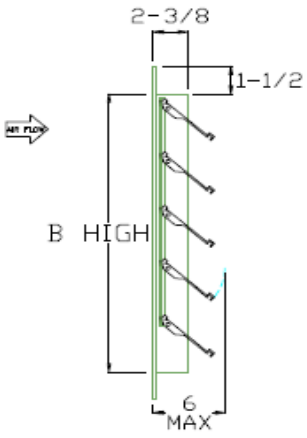

STANDARD FLANGE

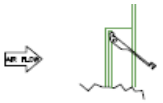

OPTIONAL FLANGE

NOTES
1. Frame and blades are corrosion resistant extruded aluminum
2. Felt edges on blade
3. Also available with manual chain operator or motor operated
4. For vertical mount, horizontal air flow only
5. Maximum face velocity: 2500 FPM
6. Maximum temperature: 200°F. Without electric motor 130°F. with electric motor
7. Maximum differntial pressure: 1" WG
8. WS-12 through WS-30 are single panel: WS-36 through WS-60 are double panel.

MODEL	A	B	C	APROX. WT.
WS-12	12	12	15	5
WS-16	16	16	19	7
WS-18	18	18	21	8
WS-20	20	20	23	9
WS-24	24	24	27	12
WS-30	30	30	33	15
WS-36	36	36	39	23
WS-42	42	42	46	29
WS-48	48	48	51	35
WS-54	54	54	57	48
WS-60	60	60	63	50

NOTE: Not recommended for use with LPE or BE Series fans.

ITEM	QTY.	MARK	MODEL NUMBER	FAN SIZE	ROUGH OPENING A- DIM.	ROUGH OPENING B- DIM.	OVERALL C- DIM. SQ.	MOTOR KIT MODEL NO.	APPROX. WEIGHT	REMARKS

WS HEAVY DUTY EXHAUST SHUTTER *SUBMITTAL SHEET*