BWD SERIES
Washdown Corrosion-Resistant Unit Heater

HARSH ENVIRONMENT PRODUCTS





Technical Specifications:

Temp Range: 40°–120°F
CFM: 700–2400

Ideal Spaces:

Car Washes
Cement Plants
Coal Handling Areas
Dairies & Food Processing Plants
Marine & Offshore
Power Generating Stations
Steel Mills & Foundries
Swimming Pool Areas
Wastewater Treatment Plants

Stainless Steel

- Watertight construction can be hosed down without disconnecting the heater
- Corrosion-resistant stainless-steel construction, powder-coated aluminum fan blade, and nonmetallic NEMA 4X terminal enclosure
- Built-in safety and temperature controls are included in a single package; components and motor are factory-wired to a single terminal block for field wiring

Standard Construction Features:

- Industrial-grade, type 316 stainless steel tubular elements with stainless steel fins
- Heat engine secured within 16-gauge 304 stainless steel shroud.
- Totally enclosed, epoxy coated, UL-Recognized motor with permanently lubricated ball bearings resist moisture and corrosion
- Factory-wired to NEMA 4X enclosure.
- Powder coated, aluminum fan blade suitable for corrosive salt spray environments.
- Adjustable, stainless steel, louvered outlet grille can be rotated 90° to direct airflow up, down, left or right.
- The non-metallic enclosure, houses element terminals and built-in controls; meets NEMA 4X hose-down requirements.
- Includes automatic reset overtemperature cutout, fan delay relay, controlling contactor, transformer for 24-volt control circuit, terminal block for field wiring, and a separate motor contactor (when required)
- 304 stainless steel swivel mounting bracket for wall or ceiling mounting—other installation options available

c UL us

Intertek

1 YEAR WARRANTY ELEMENT

1 YEAR WARRANTY WORKMANSHIP

BWD SERIES

Washdown Corrosion-Resistant Unit Heater

Models & Specifications:

ITEM INFORMATION		ELECTRICAL DATA				MOTOR			AIR FLOW			2-STAGE CONTROL	SHIP WT.
	CATALOG NO.	VOLTS	PHASE	TOTAL AMPS*	KW	HP	VOLTS	PHASE	RISE**	CFM	THROW		
●	BWD02112	120	1	16.7	2.0	—	120	1	9°F	700	—	N/A	60 lbs
●	BWD02812	208	1	9.6		—	208	1	9°F	700	—	N/A	60 lbs
●	BWD02212	240	1	8.3		—	240	1	9°F	700	—	N/A	60 lbs
●	BWD03112	120	1	25	3.0	—	120	1	14°F	700	—	N/A	60 lbs
●	BWD03812	208	1	14.4		—	208	1	14°F	700	—	N/A	60 lbs
●	BWD03212	240	1	12.5		—	240	1	14°F	700	—	N/A	60 lbs
●	BWD03712	277	1	10.8		—	277	1	14°F	700	—	N/A	60 lbs
●	BWD03832	208	3	8.3		—	208	1	14°F	700	—	N/A	60 lbs
●	BWD03232	240	3	7.2		—	240	1	14°F	700	—	N/A	60 lbs
●	BWD03432	480	3	3.6		—	480	1	14°F	700	—	N/A	60 lbs
●	BWD05812	208	1	24	5.0	—	208	1	23°F	700	—	N/A	60 lbs
●	BWD05212	240	1	20.8		—	240	1	23°F	700	—	N/A	60 lbs
●	BWD05712	277	1	18.1		—	277	1	23°F	700	—	N/A	60 lbs
●	BWD05412	480	1	10.4		—	480	1	23°F	700	—	N/A	60 lbs
●	BWD05832	208	3	13.9		—	208	1	23°F	700	—	N/A	60 lbs
●	BWD05232	240	3	12		—	240	1	23°F	700	—	N/A	60 lbs
●	BWD05432	480	3	6		—	480	1	23°F	700	—	N/A	60 lbs
●	BWD07812	208	1	36.1	7.5	—	208	1	34°F	700	—	N/A	60 lbs
●	BWD07212	240	1	31.3		—	240	1	34°F	700	—	N/A	60 lbs
●	BWD07712	277	1	27.1		—	277	1	34°F	700	—	N/A	60 lbs
●	BWD07412	480	1	15.6		—	480	1	34°F	700	—	N/A	60 lbs
●	BWD07832	208	3	20.8		—	208	1	34°F	700	—	N/A	60 lbs
●	BWD07232	240	3	18		—	240	1	34°F	700	—	N/A	60 lbs
●	BWD07432	480	3	9		—	480	1	34°F	700	—	N/A	60 lbs
●	BWD10212	240	1	41.7	10	—	240	1	22°F	1450	—	N/A	60 lbs
●	BWD10712	277	1	36.1		—	277	1	22°F	1450	—	N/A	60 lbs
●	BWD10412	480	1	20.8		—	480	1	22°F	1450	—	N/A	60 lbs
●	BWD10832	208	3	27.8		—	208	1	22°F	1450	—	N/A	60 lbs
●	BWD10232	240	3	24.1		—	240	1	22°F	1450	—	N/A	60 lbs
●	BWD10432	480	3	12		—	480	1	22°F	1450	—	N/A	60 lbs
●	BWD12812	208	1	60.1	12.5	—	208	1	27°F	1450	—	N/A	60 lbs
●	BWD12212	240	1	52.1		—	240	1	27°F	1450	—	N/A	60 lbs
●	BWD12832	208	3	34.7		—	208	1	27°F	1450	—	N/A	60 lbs
●	BWD12232	240	3	30.1		—	240	1	27°F	1450	—	N/A	60 lbs
●	BWD12432	480	3	15		—	480	1	27°F	1450	—	N/A	60 lbs
●	BWD-234-U11L-0150I	347	1	47	15	¼	347	1	21°F	2400	50′	1A	130 lbs
●	BWD-234-U11L-0150D	208	3	44		¼	208	1	21°F	2400	50′	1A	130 lbs
●	BWD-234-U11L-0150K	240	3	39		¼	240	1	21°F	2400	50′	1A	130 lbs
●	BWD-234-U11L-0150U	480	3	20		¼	480	1	21°F	2400	50′	1A	130 lbs
●	BWD-234-U11L-0150Z	600	3	16		¼	600	1	21°F	2400	50′	1A	130 lbs
●	BWD-234-U11L-0200U	480	3	26	20	¼	480	1	28°F	2400	50′	1A	130 lbs
●	BWD-234-U11L-0200Z	600	3	21		¼	600	1	28°F	2400	50′	1A	130 lbs
●	BWD-234-U11A-0250U	480	3	32	25	¼	480	1	35°F	2400	50′	1B	130 lbs
●	BWD-234-U11A-0250Z	600	3	26		¼	600	1	35°F	2400	50′	1B	130 lbs
●	BWD-234-U11A-0300U	480	3	38	30	¼	480	1	42°F	2400	50′	1B	130 lbs
●	BWD-234-U11A-0300Z	600	3	31		¼	600	1	42°F	2400	50′	1B	130 lbs
●	BWD-234-U11A-0350U	480	3	44	35	¼	480	1	48°F	2400	50′	1B	130 lbs
●	BWD-234-U11A-0350Z	600	3	35		¼	600	1	48°F	2400	50′	1B	130 lbs
●	BWD-234-U11A-0390U	480	3	48	38.4	¼	480	1	54°F	2400	50′	1B	130 lbs
●	BWD-234-U11A-0390Z	600	3	38		¼	600	1	54°F	2400	50′	1B	130 lbs
●	BWD-234-U11A-0470Z	600	3	47	47	¼	600	1	64°F	2400	50′	1B	130 lbs

SKU Legend: ◆ **= Popular Products** ● **= Extended Offering** ■ **= Made to Order** (Contact your local Marley Sales Representative for typically associated lead times)

Note: Stock heaters ordered with custom options subject to longer delivery. *Total Amps = Heating element and motor amps. **Approximate air temperature rise.

2-Stage heaters can be field wired as single stage. 1A = Optional 2-stage control, unbalanced (option 'X'). 1B = Optional 2-stage control, balanced (option 'X')

BWD SERIES
Washdown Corrosion-Resistant Unit Heater

Factory Built-in Options—2kW–12.5kW Models:

	SUFFIX	DESCRIPTION
●	T	Thermostat
●	L	Pilot Light
●	S	Selector Switch
●	D	Disconnect Switch
●	M	Manual Reset
●	P	Epoxy Coating

SKU Legend: ◆ **= Popular Products** ● **= Extended Offering** ■ **= Made to Order** (Contact your local Marley Sales Representative for typically associated lead times)
NOTE: Monel elements are subject to longer lead times. Please contact factory for details. All units other than standard models are non-returnable.

Factory Built-in Options—15kW–47kW Models:

	CATALOG NO.	DESCRIPTION
●	B	Delete swivel mounting bracket. Heater installs from the ceiling with field furnished threaded rods
●	D	Power disconnect switch
■	F8	Fan motor fusing with disconnecting contactor
●	L	"Heater on" pilot light
●	M	Secondary manual reset overtemperature cutout. Required for U.S. Coast Guard and ABS Approved designs
●	S	Three-position selector switch (heater-standby-fan)
●	T	1-Stage Built-in thermostat 40° to 100° F
■		2-Stage Built-in thermostat 40° to 120° F. ***Must be installed with 2-Stage Control, X***
●	V	120 volt control circuit
■	X	2-Stage Control

SKU Legend: ◆ **= Popular Products** ● **= Extended Offering** ■ **= Made to Order** (Contact your local Marley Sales Representative for typically associated lead times)

Remote Room Thermostat:

CATALOG NO.	SWITCH TYPE	TYPE	RATING	TEMP RANGE	TAMPERPROOF	THERMOMETER	AMPS	PILOT DUTY	COMPATIBILITY
WT11A	Positive snap action switch	SPDT	NEMA 4X rated	40°F–110°F	No	No	25A @ 120–277V	125VA	2kW–12.5kW
1004328	Bulb	SPDT	NEMA 4X	40°–110°F	No	No	25A @ 120-240V 22A @ 277V	125VA	15kW–47kW
1026347	2-Stage Bulb	2 SPDT	NEMA 4X	40°–100°F	No	No	25A @ 120-240V 22A @ 277V	125VA	

BWD SERIES
Washdown Corrosion-Resistant Unit Heater

Scan the QR code to access additional specs and features

Dimensions and Clearances: 2kW–12.5kW Models

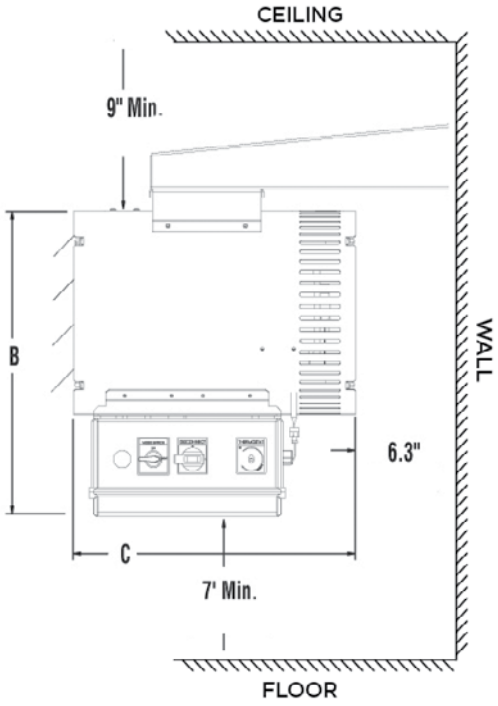

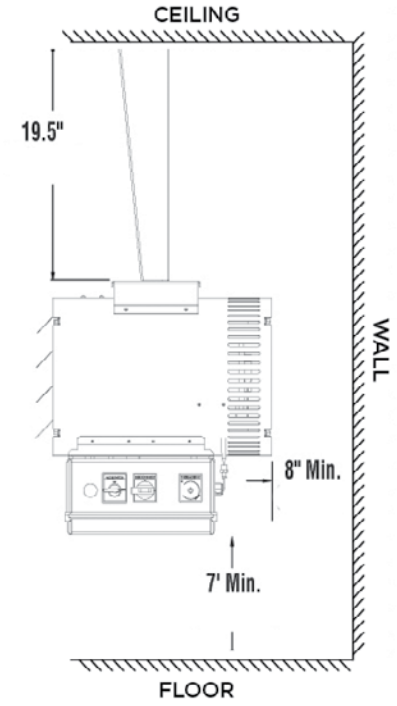

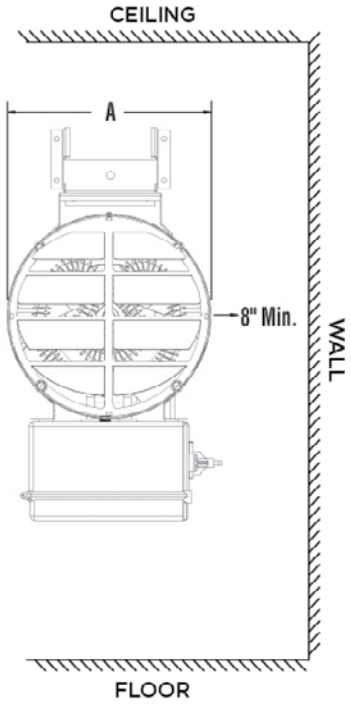

KW	A	B	C	D
2–10	13″	19 ½″	18″	19 ½″
12.5	20″	31″	27″	24 ⅕″

Dimensions and Clearances: 15kW–47kW Models

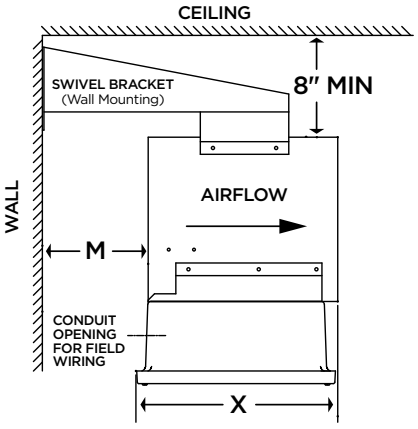

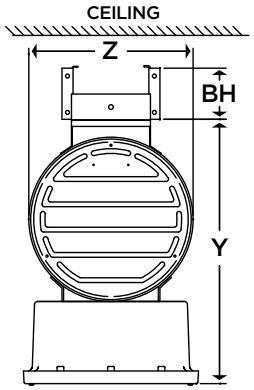

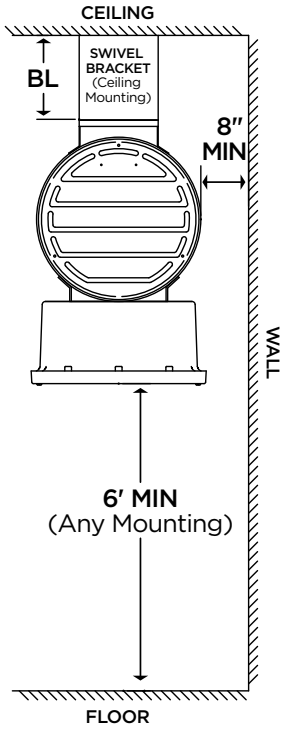

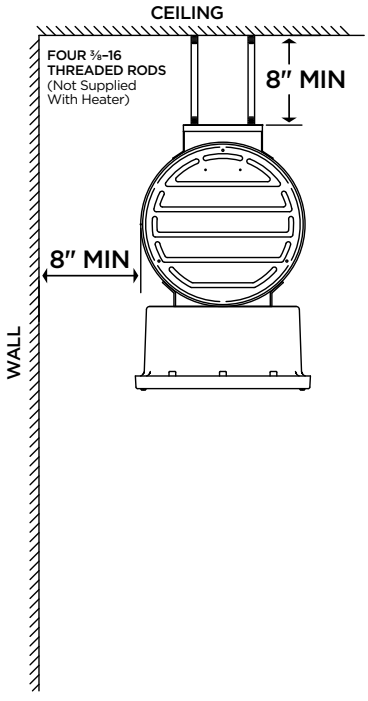

OVERALL			MOUNTING HOLES		
X	Y	Z	BH	BL	M
24 ½″	26″	20″	7 ⅛″	22 ¼″	5″