
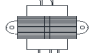
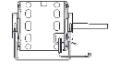
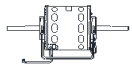






























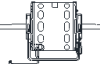




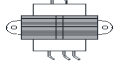


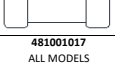


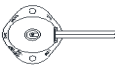







Click on the part number to view the product page

CU900 SERIES														
ELEMENTS														
MODEL	NO. REQ.	208V	NO. REQ.	240V	NO. REQ.	277V	NO. REQ.	347V	NO. REQ.	380V	NO. REQ.	480V	NO. REQ.	600V
<b>935</b>														
2KW	1	1802-2083-100	1	1802-2083-101	1	1802-2083-114	1	<a href="#">1802-2083-103</a>	1	1802-2083-101	1	1802-2083-114	1	<a href="#">1802-2083-103</a>
3KW	1	1802-2083-107	1	1802-2083-108	1	1802-2083-116	1	<a href="#">1802-2083-105</a>	1	1802-2083-108	1	1802-2083-116	1	<a href="#">1802-2083-105</a>
4KW	1	1802-2083-106	1	1802-2083-107	1	1802-2083-108	1	<a href="#">1802-2083-109</a>	1	1802-2083-107	1	1802-2083-118	1	<a href="#">1802-2083-109</a>
5KW	1	1802-2083-110	1	1802-2083-111	1	1802-2083-120	1	<a href="#">1802-2083-113</a>	1	1802-2083-111	1	1802-2083-120	1	<a href="#">1802-2083-113</a>
6KW	2	1802-2083-107	2	1802-2083-108	2	1802-2083-116	2	<a href="#">1802-2083-105</a>	2	1802-2083-108	2	1802-2083-116	2	<a href="#">1802-2083-105</a>
7KW	1	1802-2083-106	1	1802-2083-107	1	1802-2083-116	1	<a href="#">1802-2083-109</a>	1	1802-2083-107	1	1802-2083-116	1	<a href="#">1802-2083-109</a>
8KW	1	1802-2083-107	1	1802-2083-108	1	1802-2083-116	1	<a href="#">1802-2083-105</a>	1	1802-2083-108	1	1802-2083-116	1	<a href="#">1802-2083-105</a>
	1	1802-2083-110	1	1802-2083-111	1	1802-2083-120	1	<a href="#">1802-2083-113</a>	1	1802-2083-111	1	1802-2083-120	1	<a href="#">1802-2083-113</a>
<b>945</b>														
4KW	2	1802-2083-100	2	1802-2083-101	2	1802-2083-114	2	<a href="#">1802-2083-103</a>	2	1802-2083-101	2	1802-2083-114	2	<a href="#">1802-2083-103</a>
6KW	2	1802-2083-107	2	1802-2083-108	2	1802-2083-116	2	<a href="#">1802-2083-105</a>	2	1802-2083-108	2	1802-2083-116	2	<a href="#">1802-2083-105</a>
8KW	2	1802-2083-106	2	1802-2083-107	2	1802-2083-108	2	<a href="#">1802-2083-109</a>	2	1802-2083-107	2	1802-2083-118	2	<a href="#">1802-2083-109</a>
10KW	2	1802-2083-110	2	1802-2083-111	2	1802-2083-120	2	<a href="#">1802-2083-113</a>	2	1802-2083-111	2	1802-2083-120	2	<a href="#">1802-2083-113</a>
12KW	4	1802-2083-107	4	1802-2083-108	4	1802-2083-116	4	<a href="#">1802-2083-105</a>	4	1802-2083-108	4	1802-2083-116	4	<a href="#">1802-2083-105</a>
14KW	2	1802-2083-106	2	1802-2083-107	2	1802-2083-116	2	<a href="#">1802-2083-105</a>	2	1802-2083-107	2	1802-2083-116	2	<a href="#">1802-2083-105</a>
	2	1802-2083-107	2	1802-2083-108	2	1802-2083-118	2	<a href="#">1802-2083-109</a>	2	1802-2083-108	2	1802-2083-118	2	<a href="#">1802-2083-109</a>
16KW	2	1802-2083-107	2	1802-2083-108	2	1802-2083-116	2	<a href="#">1802-2083-105</a>	2	1802-2083-108	2	1802-2083-116	2	<a href="#">1802-2083-105</a>
	2	1802-2083-110	2	1802-2083-111	2	1802-2083-120	2	<a href="#">1802-2083-113</a>	2	1802-2083-111	2	1802-2083-120	2	<a href="#">1802-2083-113</a>
<b>58" AND LARGER HEATERS CONTACT FACTORY WITH CFID# ON UNIT'S NAMEPLATE</b>														

LOUVERED PANELS													
<b>DESERT TAN</b>	35"	4513-2114-T35	<b>NAVAJO WHITE</b>	35"	4513-2114-P35	<b>NORTHERN WHITE</b>	35"	4513-2114-W35	<b>STAT BRONZE</b>	35"	4513-2114-S35		
	45"	4513-2114-T45		45"	4513-2114-P45		45"	4513-2114-W45		45"	4513-2114-S45		
	58"	4513-2114-T58		58"	4513-2114-P58		58"	4513-2114-W58		58"	4513-2114-S58		
	78"	4513-2114-T78		78"	4513-2114-P78		78"	4513-2114-W78		78"	4513-2114-S78		
<b>ALUMINUM</b>	35"	4513-2114-A35	<b>BLACK</b>	35"	4513-2114-B35	<b>CHARCOL GREY</b>	35"	4513-2114-G35	<b>NEUTRAL GREY</b>	35"	4513-2114-N35		
	45"	4513-2114-A45		45"	4513-2114-B45		45"	4513-2114-G45		45"	4513-2114-N45		
	58"	4513-2114-A58		58"	4513-2114-B58		58"	4513-2114-G58		58"	4513-2114-N58		
				78"	4513-2114-B78					78"	4513-2114-N78		

Click on the part number to view the product page

CU900 CONTINUED							
PRIMARY TRANSFORMER		SEC. TRANSFORMER		MOTORS		BLOWER WHEEL	
							
CONTACT FACTORY WITH CFID# ON UNIT'S NAMEPLATE		490026910 MODELS WITH 24V CONTR.		CONTACT FACTORY WITH CFID# ON UNIT'S NAMEPLATE	CONTACT FACTORY WITH CFID# ON UNIT'S NAMEPLATE	490047001 ALL MODELS	
DAMPER MOTOR	DAMPER RHEOSTAT	DAMPER RHEOSTAT KNOB	THERMOSTAT SPST	THERMOSTAT 2STG	THERMOSTAT KNOB	PLUG BUTTON	
							
3900-2023-000 MODELS WITH AIR DAMPER	410104001 MODELS WITH AIR DAMPER	482084001 MODELS WITH AIR DAMPER	410127001 SINGLE STAGE MODELS	5813-2008-000 TWO STAGE MODELS	3301-2020-001 ALL MODELS	4506-2012-000 ALL MODELS	
DAMPER ROCKER SW	FAN AUTO/ON SW	ON/OFF SW	HIGH/LOW SW	DOOR SAFETY SW	AUTO HIGH LIMIT	MANUAL LIMIT	
							
410131001 MODELS WITH AIR DAMPER	5216-2029-001 ALL MODELS	5216-2029-001 ALL MODELS	5216-2029-000 SINGLE STAGE MODELS	5216-2028-000 ALL MODELS	4520-2048-000 ALL MODELS	4520-2017-000 ALL MODELS	
FAN AUTO RELAY (120V)	FAN DELAY RELAY(120V)	POWER RELAY (120)	FAN AUTO RELAY (24V)	FAN DELAY RELAY (24V)	POWER RELAY (24)	NIGHT SETBACK RELAY	
							
410101003 MODELS WITH 120V CONTROL	410171002 MODELS WITH 120V CONTROL	410101003 MODELS WITH 120V CONTROL	410101001 MODELS WITH 24V CONTROL	410171001 MODELS WITH 24V CONTROL	410101001 MODELS WITH 24V CONTROL	410101001 MODELS WITH N.S. RELAY	
FUSE	FILTER		DISCONNECT SW		 <i>Optional model with architectural styled grille shown</i>		
							
481001017 ALL MODELS	2010-7008-006 CU935	2010-7009-006 CU935	30 AMP	5216-2033-000			
	2010-7008-007 CU945	2010-7009-007 CU945	60 AMP	5216-2033-001			
	2010-7008-008 CU958	2010-7009-008 CU958	100 AMP	5216-2033-002			

CU 900 SERIES STOCK MODELS						
ELEMENT		MOTOR				TIME DELAY RELAY
						
1802-2083-110 S93505203FFB S94510203FFB	1802-2083-120 S93505483FFB S94510483FFB	3900-2032-000 S93505203FFB S93505243FFB S93505483FFB S93505603FFB	3900-2033-000 S94510203FFB S94510243FFB S94510483FFB S94510603FFB	3900-2032-001 S93505271FFNC	3900-2033-001 S94510271FFNC	410101001 ALL MODELS
1802-2083-111 S93505243FFB S94510243FFB	1802-2083-121 S93505603FFB S94510603FFB			3900-2032-001 S93505483FFNC	3900-2033-002 S94510483FFNC	FAN DELAY RELAY 
						410171001 ALL MODELS
PRI. TRANSFORMER	CAPACITOR		FILTER			FUSE
						
490015025 S93505483FFB S94510483FFB	490015026 S93505603FFB S94510603FFB	1432-0002-003 S93505203FFB S93505243FFB S93505483FFB S93505603FFB S94510243FFB S94510483FFB S94510603FFB	1432-0002-001 S94510203FFB	2010-7008-006 S93505203FFB S93505243FFB S93505483FFB S93505603FFB	2010-7008-007 S94510203FFB S94510243FFB S94510483FFB S94510603FFB	481001017 ALL MODELS
490026002 S93505271FFNC S94510271FFNC	5814-0003-002 S93505483FFNC S94510483FFNC					PLUG BUTTON 
						4506-2012-000 ALL MODELS
SEC. TR (240/24V)	MANUAL RESET	LIMIT	HIGH/LOW SW.	DOOR SW.	FAN AUTO/ON SW.	BLOWER WHEEL
						
490026910 ALL MODELS	4520-2017-000 ALL MODELS	4520-2048-000 ALL MODELS	5216-2029-000 ALL MODELS	5216-2028-000 ALL MODELS	5216-2029-001 ALL MODELS	490047001 ALL MODELS
THERMOSTAT	T'STAT KNOB					
						
410127001 ALL MODELS	3301-2020-001 ALL MODELS					

